

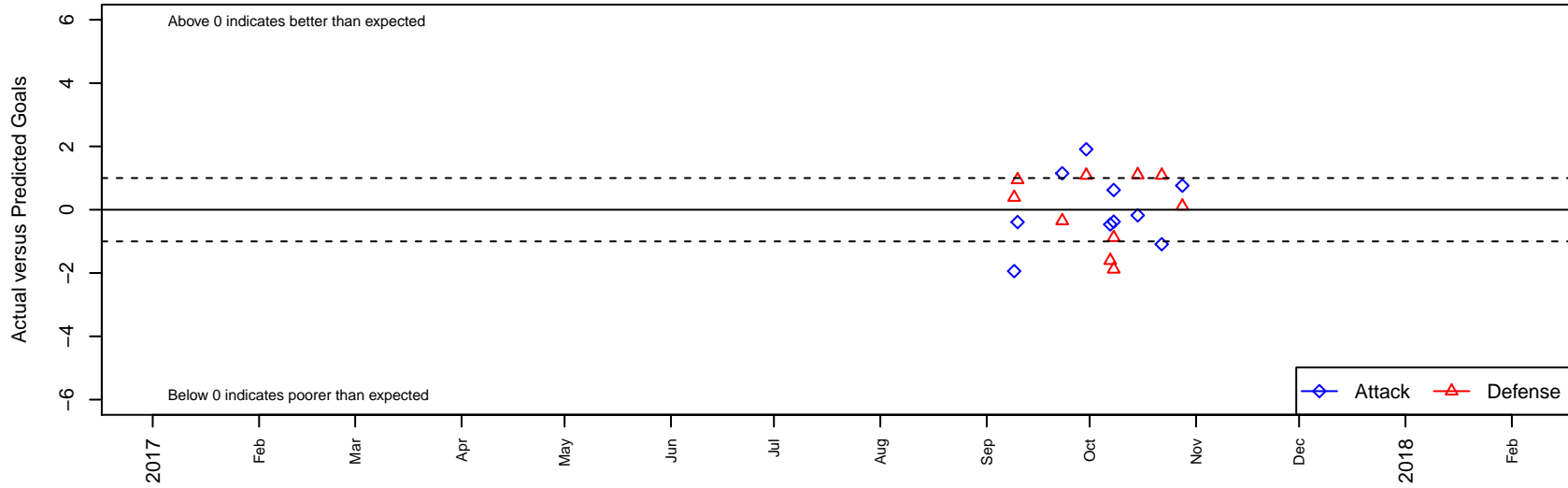
Rogue Valley Timbers Red G03

Rogue Valley SC
Medford, OR
G03 total strength=1503
attack=15.5 defense=8.43
fall league = PTT G03 Premier

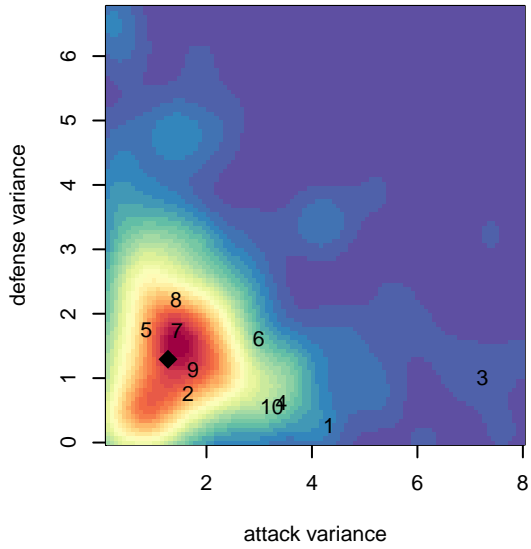
alt names used:
RV Timbers 03G Red

Venues played:
2017 PTT G03 Premier

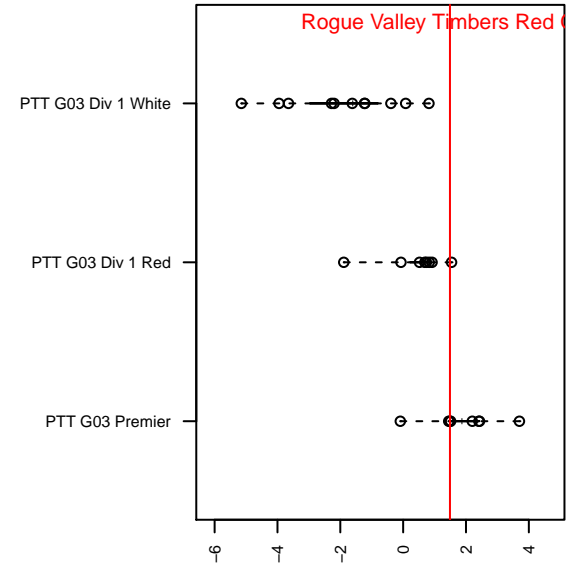
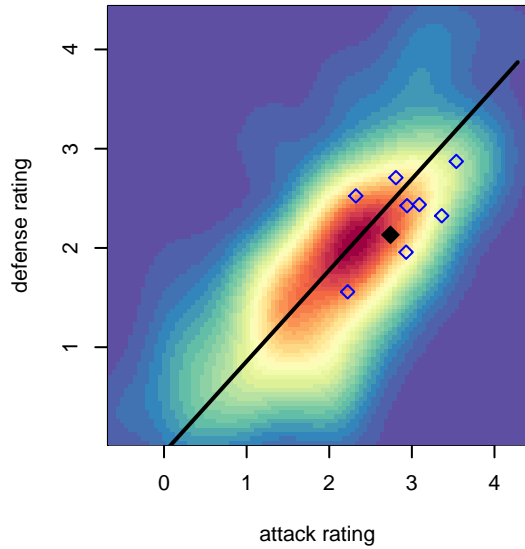
Rogue Valley Timbers Red G03
Dots are actual minus expected GF (blue circles) and GA (red triangles).
Blue line is smoothed change in attack strength. Red is smoothed change in defense strength.



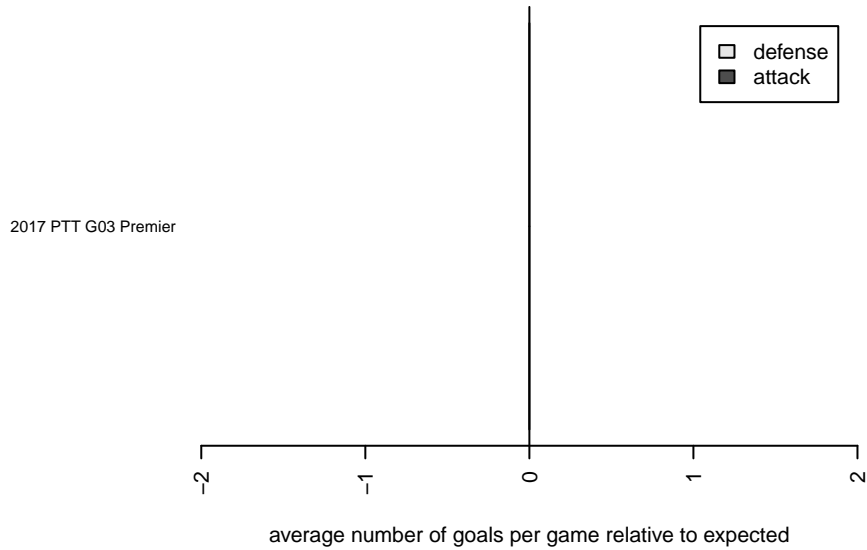
**attack and defense variance (black dot)
relative to other teams
and top 10 in region**



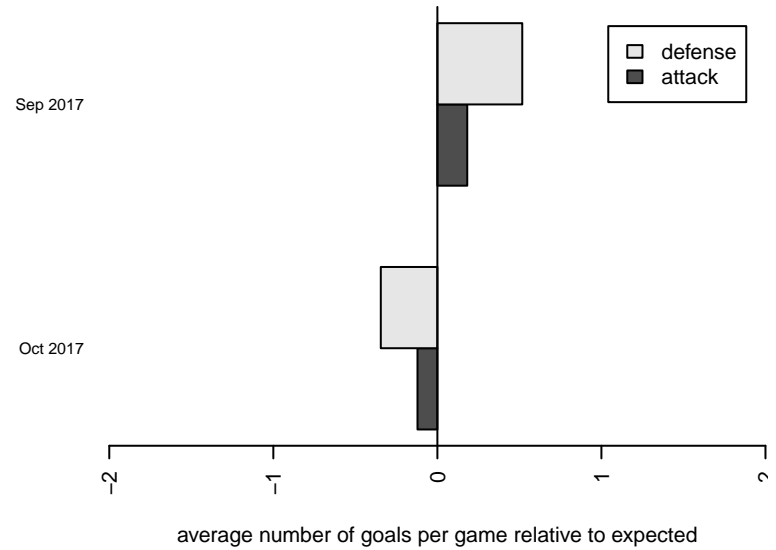
**attack and defense rating
relative to others at age
and all opponents in last 13 months**



Performance relative to 13 month average



Performance relative to 13 month average



date	home		away		venue	pred.home	pred.away
2017-10-28	Rogue Valley Timbers Red G03	4	THUSC Sapphire G03	1	2017 PTT G03 Premier	3.24	1.11
2017-10-22	ETFC Lyon Black G03	1	Rogue Valley Timbers Red G03	0	2017 PTT G03 Premier	2.08	1.09
2017-10-15	Rogue Valley Timbers Red G03	1	Westside Timbers Copa TS G03	0	2017 PTT G03 Premier	1.18	1.10
2017-10-08	BSC Portland Black G03	3	Rogue Valley Timbers Red G03	2	2017 PTT G03 Premier	2.12	1.38
2017-10-08	BSC Portland Black G03	4	Rogue Valley Timbers Red G03	1	2017 PTT G03 Premier	2.12	1.38
2017-10-07	NEU White G03	4	Rogue Valley Timbers Red G03	1	2017 PTT G03 Premier	2.39	1.46
2017-09-30	Rogue Valley Timbers Red G03	3	ETFC Lyon Black G03	1	2017 PTT G03 Premier	1.09	2.08
2017-09-23	Rogue Valley Timbers Red G03	2	Crossfire OR United ECNL G03	5	2017 PTT G03 Premier	0.85	4.65
2017-09-10	Washington Timbers Red 1 G03	2	Rogue Valley Timbers Red G03	1	2017 PTT G03 Premier	2.95	1.39
2017-09-09	IFC GPS G03	2	Rogue Valley Timbers Red G03	0	2017 PTT G03 Premier	2.39	1.94